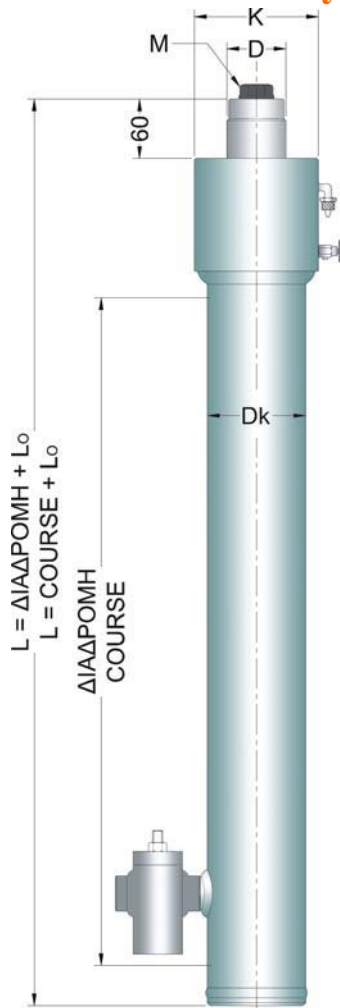




Hydraulic cylinders series Y.1



TYPE	Y.1						
	50	60	70	80	90	100	110

DIMENSIONS (mm)

	50	60	70	80	90	100	110
L₀	238	248	259	269	279	288	298
D	50	60	70	80	90	100	110
D_k	90	100	110	120	130	140	150
K	113	126	139	151	158	167	177
M	20	20	24	24	24	27	27

TECHNICAL CHARACTERISTICS

Max. Load (tn)	1,2	1,7	2,4	3,1	4,0	4,9	5,9
Max. Pres (Mpa)	6,3	6,3	6,3	6,3	6,3	6,3	6,3

TYPE	Y.1						
	120	130	140	150	160	180	200

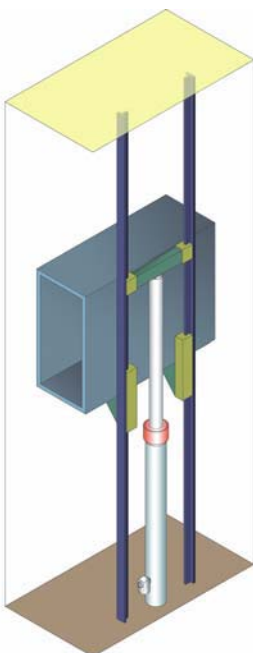
DIMENSIONS (mm)

	120	130	140	150	160	180	200
L₀	309	320	329	339	349	360	373
D	120	130	140	150	160	180	200
D_k	160	172	182	192	205	225	245
K	193	202	211	218	228	253	272
M	27	27	30	30	30	33	33

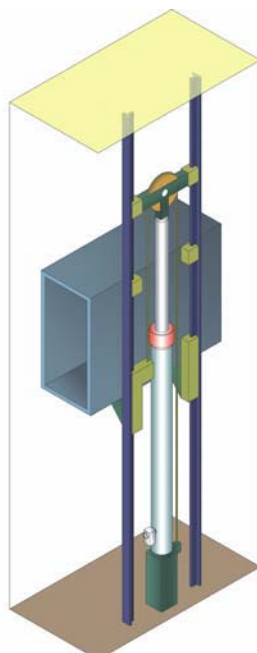
TECHNICAL CHARACTERISTICS

Max. Load (tn)	6,7	8,3	9,6	10,9	12,6	16,0	19,7
Max. Pres (Mpa)	6,3	6,3	6,3	6,3	6,3	6,3	6,3

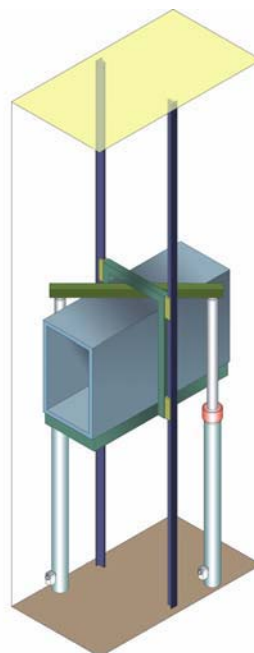
Side direct one cylinder



Side indirect one cylinder



Side direct two cylinder



Side indirect two cylinder

